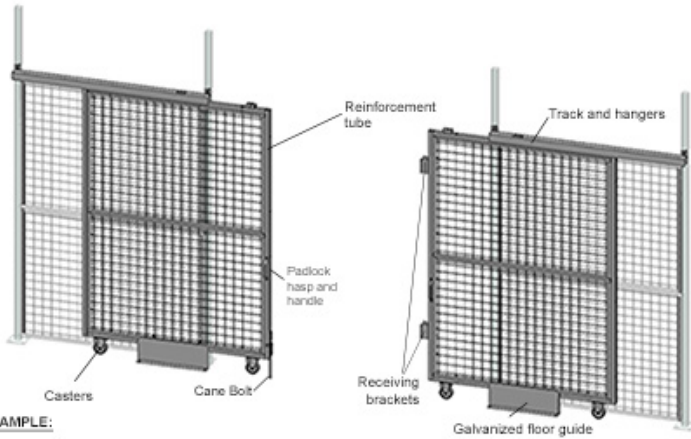


## BI-PARTING TUNNEL GATE

### Description

When a wide opening and full height clearance are required for forklift access, nothing works better than a Cogan bi-parting tunnel gate. All bi-parting tunnel gates are equipped with a padlock hasp and heavy-duty 5" soft rolling casters. The top track guide allows for easy slide maneuverability, while the strong bolted steel handles offer a sturdy grip. Doors are made of 2" x 2" x 10 GA welded wire mesh framed in 1 1/4" x 1 1/4" x 12GA structural angle with one or two welded 1/2"Ø reinforcement.



**EXAMPLE:**

Typical 10'W x 9'H bi-parting tunnel gate shown here.

Reinforcement tube is included on all bi-parting tunnel gates for extra support and rigidity.

Panel configuration and quantity will vary based on gate dimensions.

Assembly instructions are specific to the size and material of your gate. See Installation Manual for complete details.

## PRODUCT INFORMATION

### Specifications

Door Heights	8' to 12'
Type of Door	Bi-Parting Tunnel Gate
Door Stop	Attached to the right door.
Finish	Powder-coated
Mesh Size	2" x 2" x 10GA
Materials Mesh	Steel Wire
Frame Material	Structural Angle 1 1/4" x 1 1/4" x 12GA
Type of Closure	Padlock Hasp
Stiffening profile	1/2" Ø Reinforcement rod

### ORIENTATION OF GATE OPENING

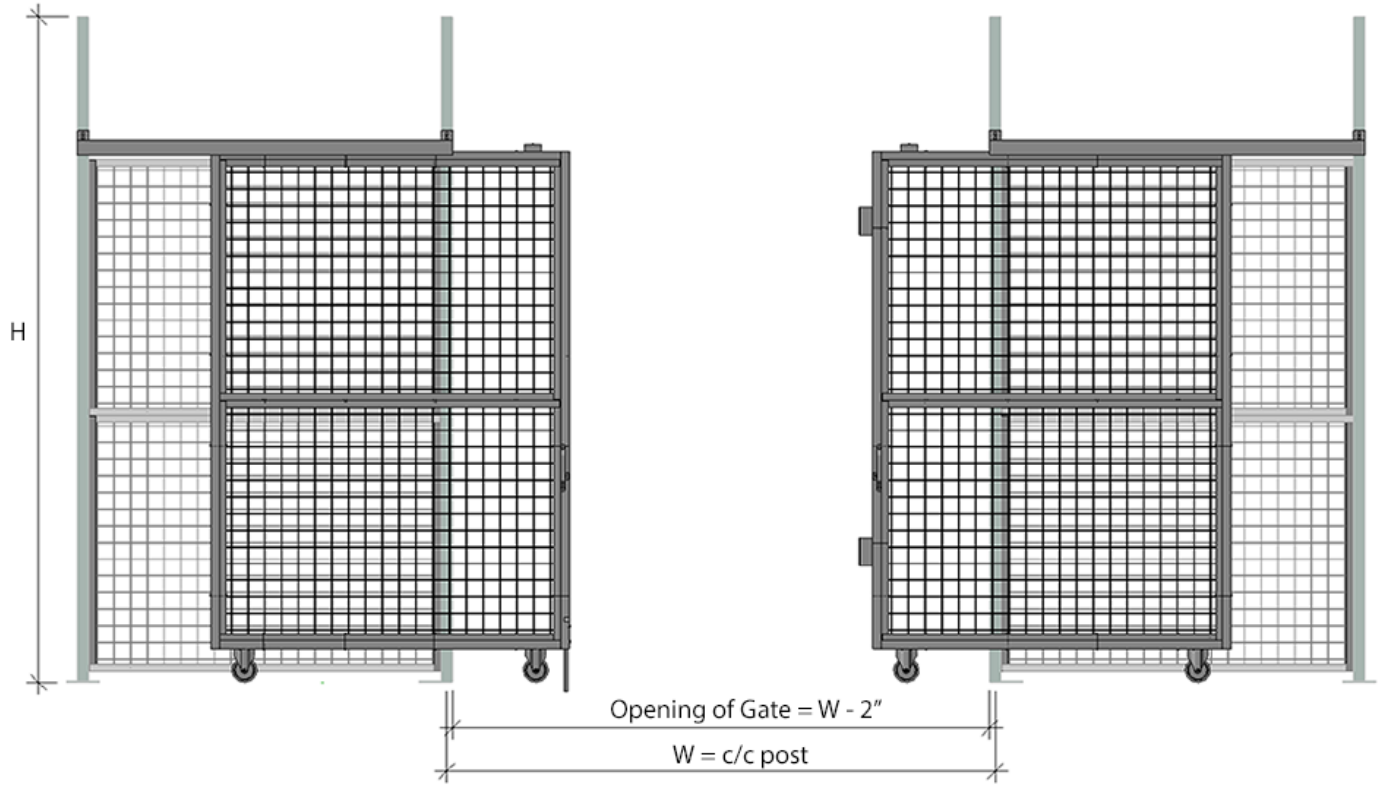


Cogan Grey



**SIZES**

Please consult the table below for a complete list of dimensions.



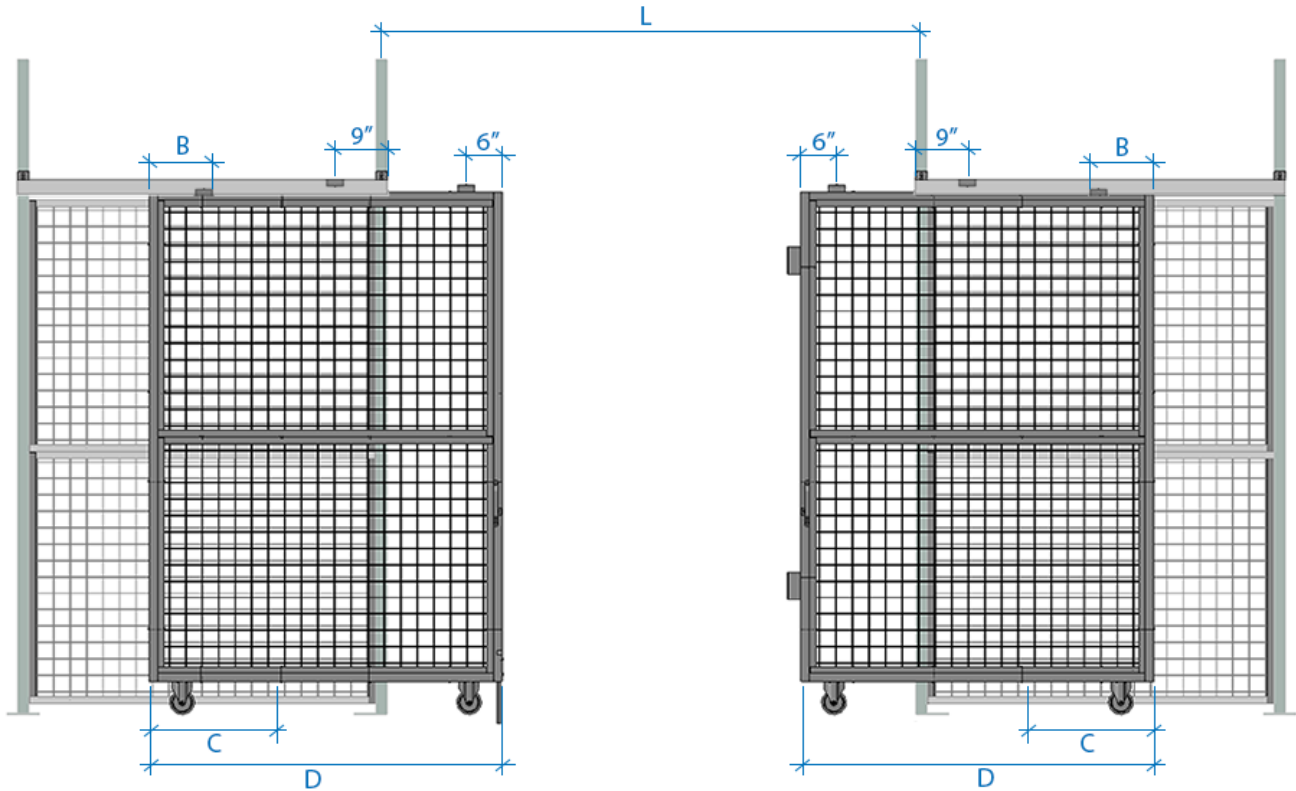
H \ W	6'-0"	8'-0"	10'-0"	12'-0"	14'-0"	16'-0"
8'-0"	✓	✓	✓	✓	✓	✓
9'-0"	✓	✓	✓	✓	✓	✓
10'-0"	✓	✓	✓	✓	✓	✓
11'-0"	✓	✓	✓	✓	✓	✓
12'-0"	✓	✓	✓	✓	✓	✓

✓ Indicates gate dimension is available.

— Indicates gate dimension is **not** available.

## DETAILS

Please consult the table below for the location of the stopper block and as well as the door measurements.



Gate Opening (L)	Door Coverage (%)	Length of Door Coverage (C) $C = [(L / 2) * \%]$	Door Size (D) $D = [(L / 2) + C]$	Stopper Block Placement (B) $B = [C - 11.5]$
72" (6')	40	14"	50"	3"
96" (8')	30	14"	62"	3"
120" (10')	30	18"	78"	7"
144" (12')	30	22"	94"	10"
168" (14')	25	21"	105"	10"
192" (16')	25	24"	120"	13"

Please note the vales are rounded.